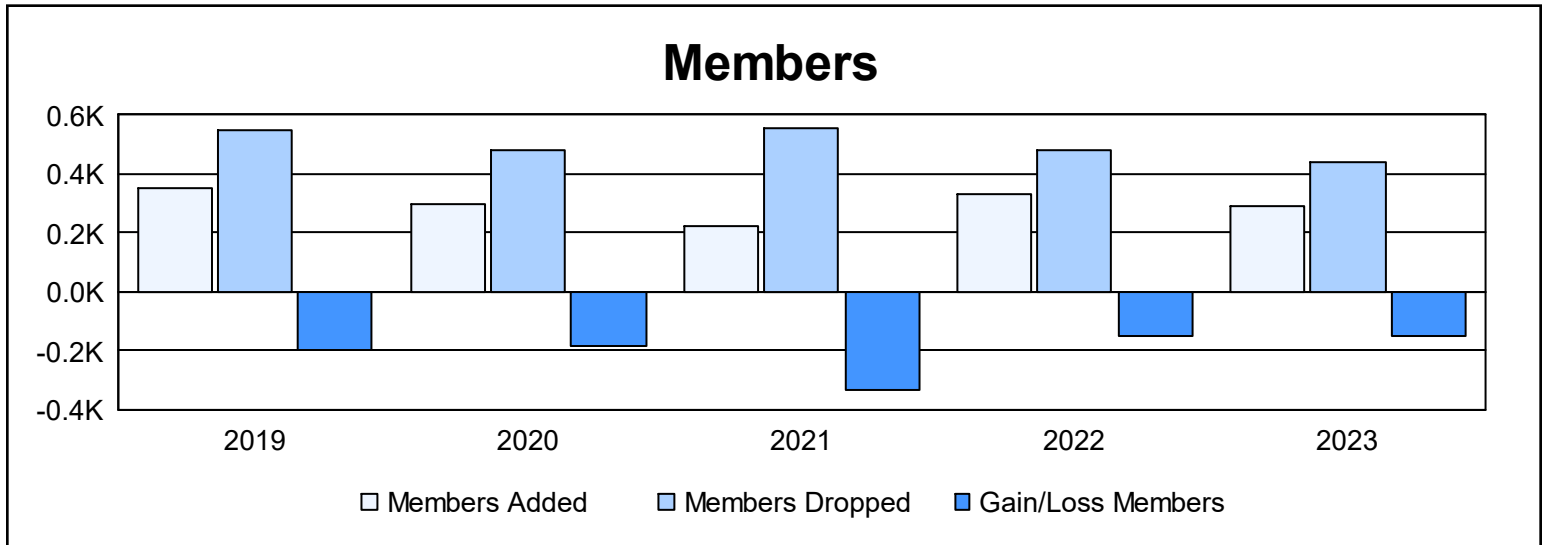
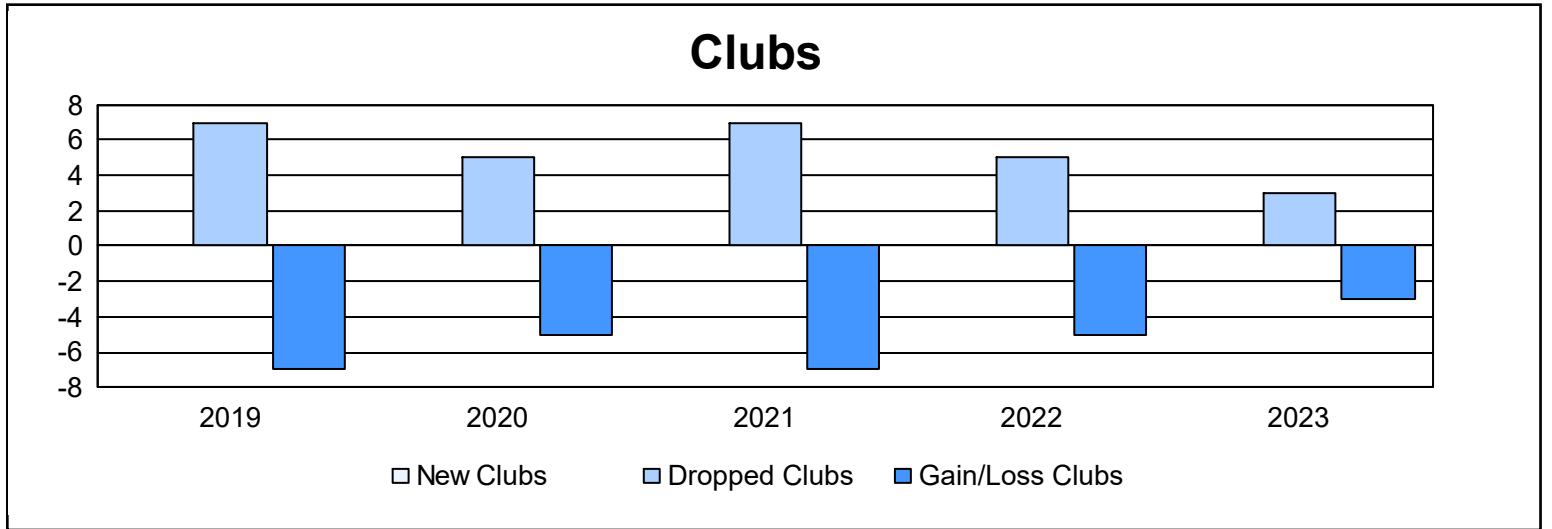


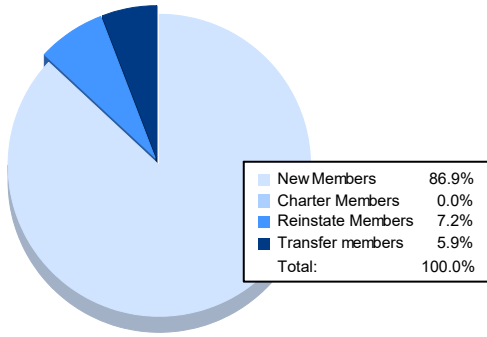
Multiple District 3

As of June 2023 Cumulative

| Year | New Clubs | Dropped Clubs | Gain/ Loss Clubs | New Members | Charter Members | Reinstate Members | Transfer Members | Total Member Added | Total Members Dropped | Gain/ Loss Members |
|----------------|-----------|---------------|------------------|-------------|-----------------|-------------------|------------------|--------------------|-----------------------|--------------------|
| 2018-2019 | 0 | 7 | -7 | 316 | 0 | 15 | 20 | 351 | 550 | -199 |
| 2019-2020 | 0 | 5 | -5 | 220 | 2 | 43 | 32 | 297 | 484 | -187 |
| 2020-2021 | 0 | 7 | -7 | 191 | 4 | 10 | 19 | 224 | 557 | -333 |
| 2021-2022 | 0 | 5 | -5 | 281 | 0 | 39 | 12 | 332 | 481 | -149 |
| 2022-2023 | 0 | 3 | -3 | 252 | 0 | 21 | 17 | 290 | 440 | -150 |
| Average | 0 | 5 | -5 | 252 | 1 | 26 | 20 | 299 | 502 | -204 |



Membership Composition June 2023 Cumulative



Gender Composition June 2023 Cumulative

